



# Ultra Series

Shower Tray Collections



Ideal Standard



# Ultra Series

Shower Tray Collections



Ideal Standard

# Index

SINGULAR	06
ULTRA FLAT S	10
ULTRA FLAT S i.life	18
ULTRA FLAT EVO	24
ULTRA FLAT NEW	30

# Singular™ is where it all comes together

From inspiration to installation, Singular is our end-to-end journey for creating endless cross-category washroom and bathroom solutions for all of our customers.

It's built on our understanding of customer and sector needs, and brings together our specification expertise, design and performance to create solutions that make life easier for everyone.

Whether you're an architect, a specifier or a tradesperson, Singular offers a seamless journey to that one, perfect cross-category solution.



Singular™  
from Ideal Standard





# Shaped around you

The Ultra Family collection has been created with the belief that less is more.

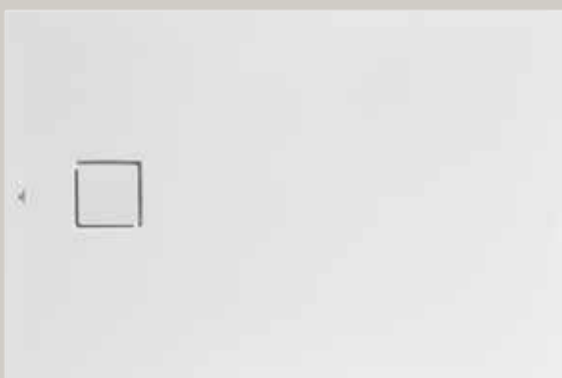
But the range of options is far from minimal. Simplicity has never been so specific.



**Square**



**Rectangular**  
Waste on the long side



**Rectangular**  
Waste on the short side



**Quadrant**



# Achieve your vision

Achieve your design vision for your bathroom or simply maximise the space available with a choice of square, rectangular and quadrant trays, all with enclosures and panels to match. Make a feature of the low profile tray with surface-mounted installation or go for an extra-sleek look with flush fitting.

The Ultra Family collection is the cornerstone to any design project, in both bathrooms and wet rooms. And whatever the size or fitting, it offers perfect stability and fast installation.



Flush fitting




Surface-mounted fitting

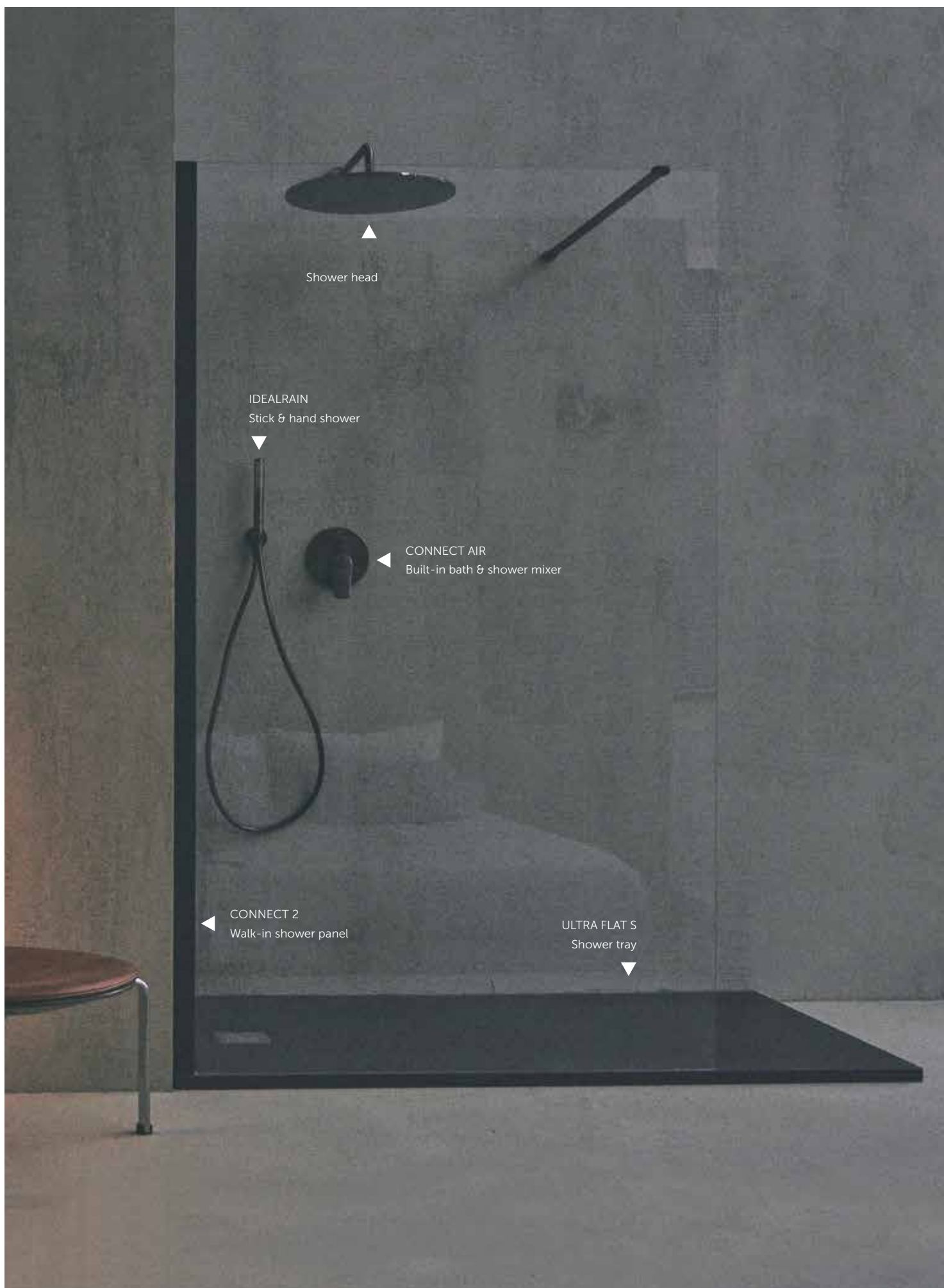
# Ultra Flat S

## A touch of class.

Ultra Flat S is subtle yet bold, with an ethos that's all about doing more with less, giving your bathroom the seamless look of a wet room. Choose from four shades in the stone-effect finish for a monotone look that fits in with your décor or a contrasting colour that makes a strong statement.

Made with bacteria resistant and anti-slip materials, Ultra Flat S allows you to relax and enjoy the perfect shower experience. A chance to energise in an elegant and contemporary space that's the expression of you.





Shower head

IDEALRAIN  
Stick & hand shower



CONNECT AIR  
Built-in bath & shower mixer



CONNECT 2  
Walk-in shower panel

ULTRA FLAT S  
Shower tray





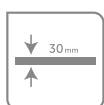
# The stone finish effect

Ultra Flat S is made with Ideal Solid®, a hard-wearing material composed of a mixture of natural minerals and resins, coated with an opaque finish to achieve a stone effect and create a slip-resistant surface.

This gives an elegant and contemporary feel to your home, offering a distinctive look combined with performance and durability borne of a century of bathroom manufacturing expertise.



**Anti-slip surface**  
Anti-slip surface to help prevent slips and falls. Conforms to DIN51097 Class C.



**Tray height/thickness**  
30mm tray thickness for a discreet and inclusive design.




**Repairable**  
Surface fully repairable in the unlikely event of scratching.



**Light resistant**  
Does not discolour and wear through long-term effects of light (ISO 4892).



**Chemical/Detergent resistant**  
Does not discolour through exposure to detergent and other household chemicals (EN 14527).

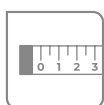
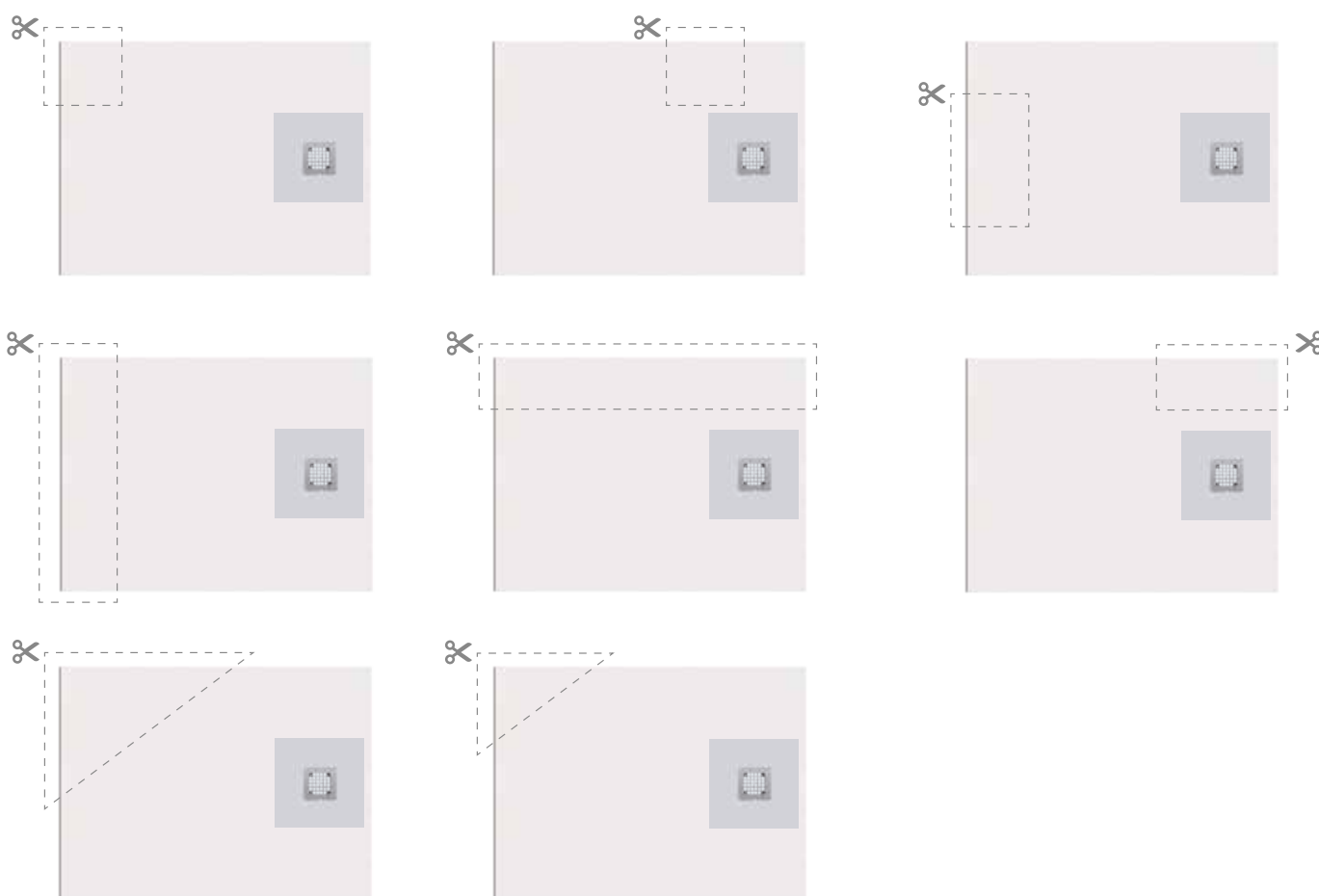


**Bacteria resistant**  
Manufactured with a hygienic, bacteria-resistant surface.

# The flexibility to fit

Ultra Flat S shower trays can be customised for installation in spaces of all shapes and dimensions.

Available in 28 sizes and three shapes, this collection can also be safely cut to fit all kinds of room features. Ideal Standard also offer customised production, tailored to your project.



## Bespoke options

Ultra Flat S shower trays can be professionally cut to measure on site for use in almost any bathroom. This allows the shower floor to be placed in the most awkward corners and to fit around unusual room features.

In addition, Ideal Standard can produce bespoke solutions. From modular moulds.

40 x 40 cm - uncuttable area









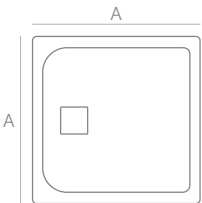


# Overview

## Square



K8214	80 x 80 cm
K8215	90 x 90 cm
K8216	100 x 100 cm
K8318	120 x 120 cm



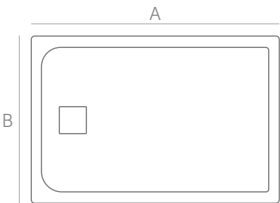
A:
80 cm
90 cm
100 cm
120 cm

## Rectangular

Waste on the short side



K8190	90 x 70 cm
K8218	100 x 70 cm
K8219	100 x 80 cm
K8220	100 x 90 cm
K8221	120 x 70 cm
K8227	120 x 80 cm
K8230	120 x 90 cm
K8232	120 x 100 cm
K8234	140 x 70 cm
K8237	140 x 80 cm
K8256	140 x 90 cm
K8276	160 x 80 cm
K8277	160 x 90 cm
K8319	160 x 100 cm



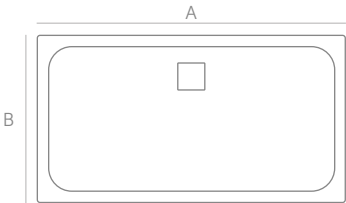
A:	B:
90 cm	70 cm
100 cm	80 cm
120 cm	90 cm
140 cm	100 cm
160 cm	

## Rectangular


Waste on the long side



K8281	170 x 70 cm
K8284	170 x 80 cm
K8285	170 x 90 cm
K8304	180 x 80 cm
K8306	180 x 90 cm
K8320	180 x 100 cm
K8343	200 x 90 cm
K8327	200 x 100 cm



A:	B:
170 cm	70 cm
180 cm	80 cm
200 cm	90 cm
	100 cm




FF - Pure White



FT - Beach Sand



FS - Concrete Grey



FV - Jet Black

## Waste cover

Ultra Flat S trays come with an integrated stainless steel waste cover as standard. For the ultimate in personalised design, we also offer colour-matched covers to seamlessly complement the four tray finishes.



White	Sand	Grey	Black
KV169FR	KV169FT	KV169FS	KV169FV

## Suggested waste system without waste cover

K936367



# Ultra Flat S i.life

## Excellent performance.

The Ultra Flat S i.life shower tray range is packed with features to bring you the perfect shower experience.

These shower trays add a subtle, yet distinctive look to any bathroom. The collection is available in four modern finishes: Pure White, Concrete Grey, Beach Sand and Jet Black and comes in 27 different sizes across square and rectangular shapes. The textured stone resin trays have a robust gel coat finish, which not only gives a 'stone' characteristic to its surface but also offers important anti-slip properties. At just 30mm thickness and with a fully integrated waste cover these shower trays are the perfect finishing touch to a space, continuing the cohesive design feel with a luxurious look.





◀ CERATHERM T100  
Shower system

◀ i.life  
Walk-in shower panel

ULTRA FLAT S i.life  
Shower tray



# Excellent performance



**Tray height/thickness**  
30mm tray thickness for a discreet and inclusive design.



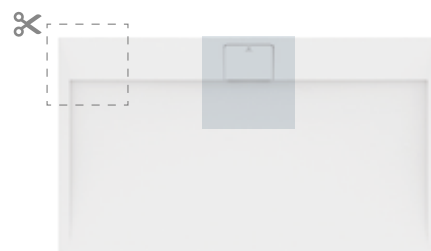

**Repairable**  
Surface fully repairable in the unlikely event of scratching.



**Anti-slip surface**  
Anti-slip surface to help prevent slips and falls. Conforms to DIN51097 Class C.



**Chemical/Detergent resistant**  
Does not discolour through exposure to detergent and other household chemicals (EN 14527).



50 x 50 cm - uncuttable area



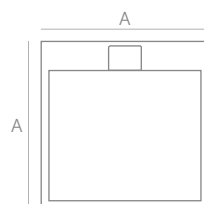


# Overview

## Square



T5246	70 x 70 cm
T5229	80 x 80 cm
T5227	90 x 90 cm
T5234	100 x 100 cm
T5242	120 x 120 cm



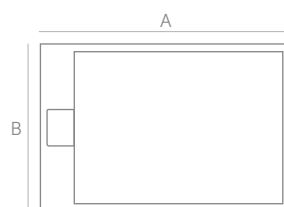
A:	
70 cm	
80 cm	
90 cm	
100 cm	
120 cm	

## Rectangular

Waste on the short side



T5237	90 x 70 cm
T5240	100 x 70 cm
T5223	100 x 80 cm
T5231	100 x 90 cm
T5233	120 x 70 cm
T5220	120 x 80 cm
T5221	120 x 90 cm
T5228	120 x 100 cm



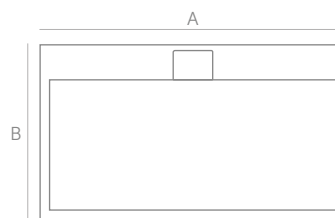
A:	B:
90 cm	70 cm
100 cm	80 cm
120 cm	90 cm
140 cm	100 cm
160 cm	
170 cm	
180 cm	
200 cm	

## Rectangular


Waste on the long side



T5241	140 x 70 cm
T5224	140 x 80 cm
T5222	140 x 90 cm
T5225	160 x 80 cm
T5226	160 x 90 cm
T5232	160 x 100 cm
T5244	170 x 70 cm
T5238	170 x 80 cm
T5239	170 x 90 cm
T5236	180 x 80 cm
T5230	180 x 90 cm
T5245	180 x 100 cm
T5243	200 x 90 cm
T5235	200 x 100 cm



A:	B:
100 cm	90 cm
120 cm	
140 cm	
160 cm	
170 cm	
180 cm	
200 cm	




FF - Pure White



FT - Beach Sand



FS - Concrete Grey



FV - Jet Black

## Waste cover

Ultra Flat S i.life trays come with colour-matched covers to complement the four tray finishes.



White	Sand	Grey	Black
TV913FR	TV913FT	TV913FS	TV913FV

## Suggested waste system without waste cover

K936367





# Ultra Flat Evo

## Sustainability in mind.

This is the next evolution of shower trays, delivering design and quality at their best, with sustainable manufacturing in mind. Featuring a 35mm profile and a rim-free surface, Ultra Flat Evo is available in 23 sizes and Silk White and Silk Grey finishes\*, with waste covers to match.

Ideal Standard's focus on sustainability means the acrylic outer shell is made from 25% recycled material, and both the shell and the StoneTech™ resin base can be fully recycled at the end of their life.







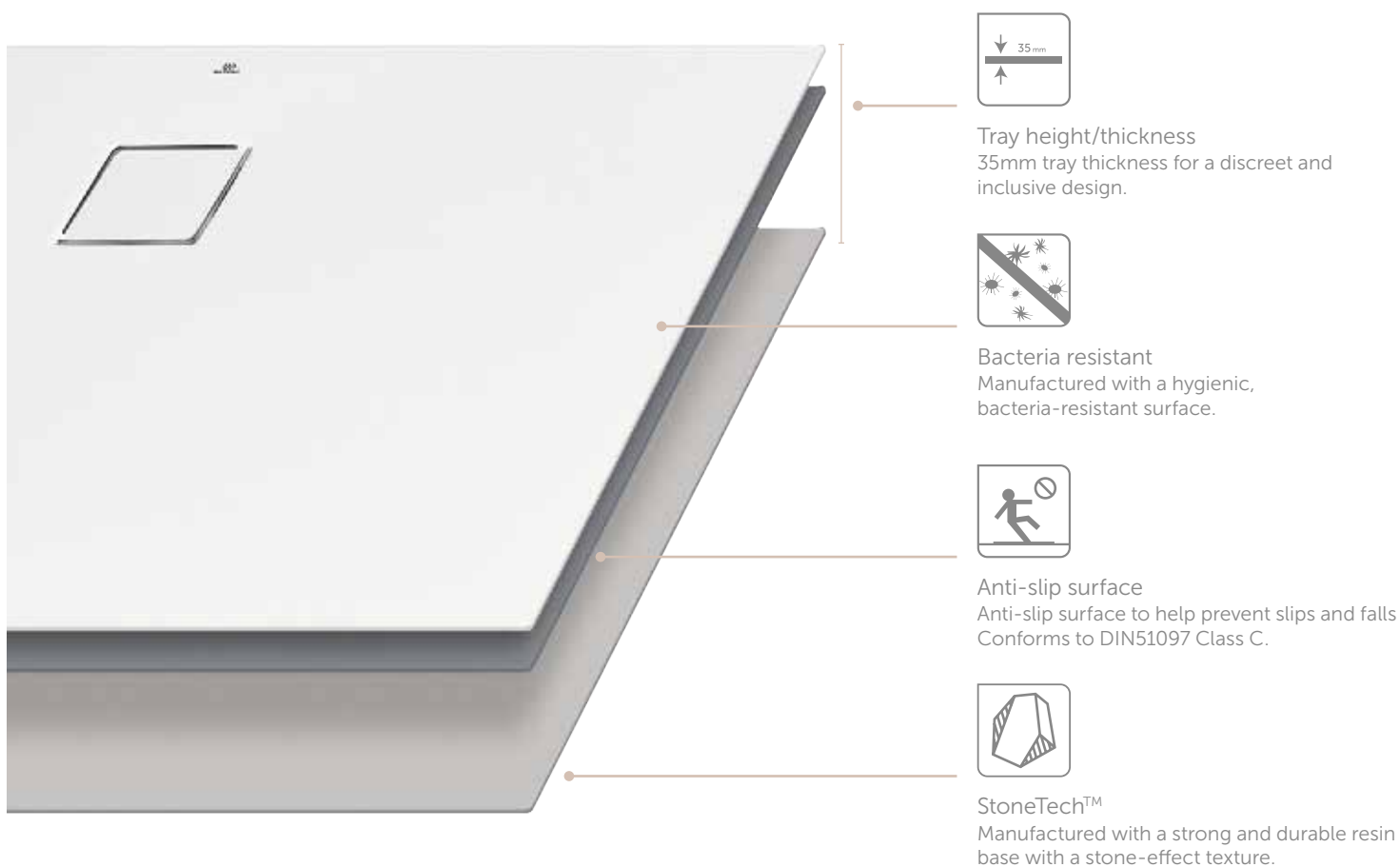
CERATHERM C100  
Shower system ▶

CONNECT 2  
Walk-in shower panel ▶

ULTRA FLAT EVO  
Shower tray ▼

# Design, technology, quality

Ultra Flat Evo offers the strength and durability of a resin stone tray and ease of installation that makes fitting fast. Designed and manufactured for durability and performance, this range has an anti-slip surface that will not be discoloured by detergent and light.



**Chemical/Detergent resistant**  
Does not discolour through exposure to detergent and other household chemicals (EN 14527).



**Recyclability**  
Filler (75%) and shell (25%) made from recycled materials. Packaging plastic-free.



**Light resistant**  
Does not discolour and wear through long-term effects of light (ISO 4892).



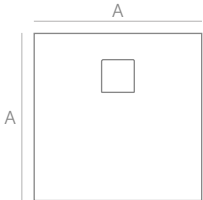


# Overview

## Square



T5427	70 x 70 cm
T5426	80 x 80 cm
T5425	90 x 90 cm
T5424	100 x 100 cm
T5531	120 x 120 cm



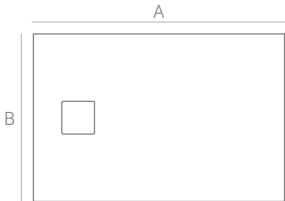
A:
70 cm
80 cm
90 cm
100 cm
120 cm

## Rectangular

Waste on the short side



T5446	90 x 70 cm
T5445	90 x 75 cm
T5444	90 x 80 cm
T5443	100 x 70 cm
T5442	100 x 80 cm
T5441	100 x 90 cm
T5440	120 x 70 cm
T5439	120 x 80 cm
T5438	120 x 90 cm
T5437	120 x 100 cm



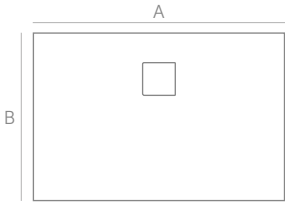
A:	B:
90 cm	70 cm
100 cm	75 cm
120 cm	80 cm
	90 cm
	100 cm

## Rectangular


Waste on the long side



T5436	140 x 70 cm
T5435	140 x 80 cm
T5434	140 x 90 cm
T5532	140 x 100 cm
T5433	160 x 80 cm
T5432	160 x 90 cm
T5533	160 x 100 cm
T5431	170 x 80 cm
T5430	170 x 90 cm
T5429	180 x 80 cm
T5428	180 x 90 cm



A:	B:
140 cm	70 cm
160 cm	80 cm
170 cm	90 cm
180 cm	




FO - Silk White



FG - Silk Grey

## Waste cover

The covers have the same texture as the tray



Brushed Steel	Silk White	Silk Grey
TR160MY	TR160FO	TR160FG

## Suggested waste system without waste cover

K936367



# Ultra Flat New

## The new essential.

The Ultra Flat New collection has a purity of design and purpose that sets it apart. Free from the unnecessary, stripped back to something essential, it is ultra slim, smooth and stylish, giving the seamless appearance of a wet room.

Ultra Flat New is available in Silk White and Gloss White finishes, with 28 sizes and three shapes to suit any bathroom or wet room. With a profile of 25mm, it is 30% slimmer than any other floor-standing acrylic tray.

Ultra Flat New is also available in Silk Black finish in selected dimensions.





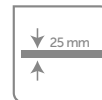
CERATHERM T100  
Shower system

CONNECT 2  
Walk-in shower panel

ULTRA FLAT NEW  
Shower tray

# Proven to perform

Ideal Standard's manufacturing expertise means Ultra Flat New is built to perform. Created for easy repair in the event of scratching, the surface is hygienic and resistant to discolouration caused by light and detergent.




Tray height/thickness  
25mm tray thickness for a discreet and inclusive design.



Light resistant  
Does not discolour and wear through long-term effects of light (ISO 4892).



Detergent resistant  
Does not discolour through exposure to detergent and other household chemicals (EN 14527).



Bacteria resistant  
Manufactured with a hygienic, bacteria-resistant surface.





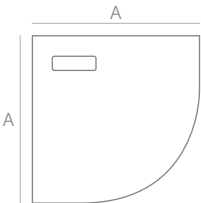


# Overview

## Quadrant



T4491 80 x 80 cm  
T4492 90 x 90 cm

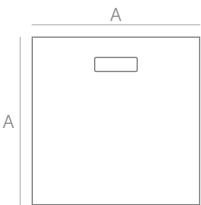


A:  
80 cm  
90 cm

## Square



T4465 70 x 70 cm\*  
T4466 80 x 80 cm\*  
T4467 90 x 90 cm  
T4488 100 x 100 cm

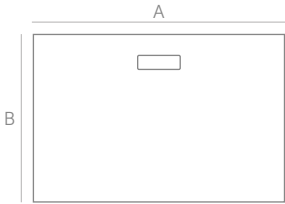


A:  
70 cm  
80 cm  
90 cm  
100 cm


## Rectangular




T4474 90 x 70 cm\*  
T4480 90 x 75 cm  
T4481 90 x 80 cm  
T4475 100 x 70 cm\*  
T4468 100 x 80 cm\*  
T4482 100 x 90 cm  
T4476 120 x 70 cm\*  
T4469 120 x 80 cm\*  
T4483 120 x 90 cm\*  
T4489 120 x 100 cm  
T4477 140 x 70 cm  
T4470 140 x 80 cm  
T4484 140 x 90 cm  
T4490 140 x 100 cm  
T4478 160 x 70 cm  
T4471 160 x 80 cm  
T4485 160 x 90 cm  
T4479 170 x 70 cm  
T4472 170 x 80 cm  
T4486 170 x 90 cm  
T4473 180 x 80 cm  
T4487 180 x 90 cm



A:      B:  
80 cm    70 cm  
90 cm    75 cm  
100 cm    80 cm  
120 cm    90 cm  
140 cm    100 cm  
160 cm  
170 cm  
180 cm



01 - Gloss White



V1 - Silk White



V3 - Silk Black\*

## Waste cover



Chrome  
T4663AA



Silk White  
T4663V1



Silk Black  
T4663V3



Gloss White  
T466301

## Waste system

T4493\*\* standard waste system AA,V1,V3,01  
T5327 low height waste system AA,V1,V3,01  
T5447\*\* D40/50 waste system AA,V3



\*\* conforms to norm UNI EN 274

# Ultra Light

## Minimal design and weight.

Ultra Light shower trays by Ideal Standard bring stylish simplicity to your bathroom. With a minimal, contemporary design, this collection is available in square and rectangular shapes across 17 size options.

With a 40mm profile, Ultra Light is manufactured from lightweight acrylic that's warmer underfoot than ceramic trays and chemical resistant to European Standard 14527.



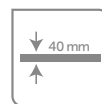




# Easy to transport and install

The Ultra Light collection of shower trays can be installed on the floor surface and also flush with the floor for step-free easy entry. Their super-lightweight construction make them easy to transport and handle, enabling a hassle-free installation by one person.

The acrylic surface is resistant to tarnishing and discolouration by detergent and lights, also allowing minor damage to be easily repaired. Built to last with Ideal Standard's unmatched manufacturing expertise, Ultra Light shower trays are also backed by our 25-year warranty.



**Tray height/thickness**  
40mm tray thickness for a discreet and inclusive design.



**Repairable**  
Surface fully repairable in the unlikely event of scratching.



**Chemical/Detergent resistant**  
Does not discolour through exposure to detergent and other household chemicals (EN 14527).



**Light resistant**  
Does not discolour and wear through long-term effects of light (ISO 4892).



Together we positively impact  
the future of modern living.  
Together we think bigger.  
Together we establish the rules  
for considered design. Together  
we bring emotion to functional  
perfection. Together we form  
enduring partnerships. Together  
we meet the needs of all  
generations. Together we shape  
the future or the category we  
have defined.

Together for better.



Ideal Standard





IDEAL STANDARD GULF FZCO

idealstandardgulf@idealstandard.com | +971 4 804 2400  
P.O. Box 261559 - Dubai, UAE

Ideal Standard Dubai Design and Specification Centre | + 971 4 309 6000

[www.idealstandardgulf.com](http://www.idealstandardgulf.com)



Part of:  
Ideal Standard International Group  
Belgium



Ideal Standard follows a policy of continuous and consistent improvement on the design and functionality of the products. Thus, it reserves the right to change its manufacturing prescription at any time and discontinue or withdraw any product during the year of validity of this catalogue, without any prior notice.