

# Linda-X

CERAMICS COLLECTION



Ideal Standard



A T E L I E R

COLLECTIONS

A TRIBUTE TO ONE OF THE MOST LOVED HISTORICAL COLLECTIONS OF IDEAL STANDARD.  
MADE FROM THE ECO-SUSTAINABLE AND INNOVATIVE CERAMIC BLEND DIAMATEC®, LINDA X PERFECTLY INTERPRETS THE PURITY OF THE ICONIC LINDA DESIGN MAKING IT UNEXPECTEDLY LIGHT, ALMOST IMMATERIAL.

## **LINDA-X**

Basin 60x50cm / Silk White finish

CONCA  
MIRROR

Basin unit 60cm / Silk White finish  
Round mirror Ø60cm





Achille  
Castiglioni

# Linda


— 1977

"ONE MUST ALWAYS KNOW HOW TO IMAGINE  
AND GIVE SHAPE TO A NEW WORLD WITH ALL  
ITS DESIRES AND DREAMS".

— **ACHILLE CASTIGLIONI**

# The reinvented collection

— 2021



"THIS COLLECTION STEMS FROM THE DESIRE  
TO PAY HOMAGE TO IDEAL STANDARD'S DNA  
WITH AN EYE TO THE FUTURE".

— **ROBERTO PALOMBA**



**LINDA-X**

Vessel 55cm / Gloss White finish

JOY  
MIRROR

Vessel basin mixer / Silver Storm finish  
Round mirror Ø60cm









## Linda X + Joy





# **LINDA-X**

TONIC II  
LINDA-X  
JOY  
MIRROR

Freestanding bathtub / Matt White finish

Freestanding mixer / Silver Storm finish  
Vessel 55cm / Gloss White finish  
Vessel mixer / Silver Storm finish  
Round mirror Ø60cm





# Indulge your senses.

LINDA-X FREESTANDING BATHS ARE A DESIGN  
STATEMENT TO SIMPLICITY IN ITS PUREST FORM.

vessel 45



vessel 55



basin 50



basin 60



basin 75





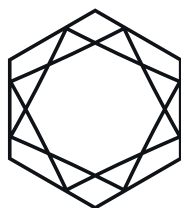




# DIAMATEC®


## Impossibly fine, effortlessly strong

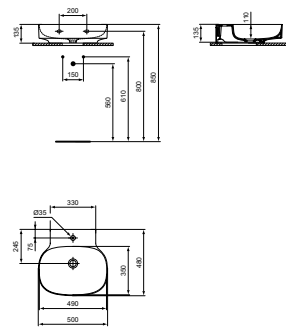
A UNIQUE BLEND OF ALUMINA AND CHAMOTTE.  
A MATERIAL THAT ALLOWS HIGHLY COMPLEX  
AND CHALLENGING DESIGNS.  
UNPRECEDENTED STRENGTH AND DURABILITY  
ECO-SUSTAINABLE




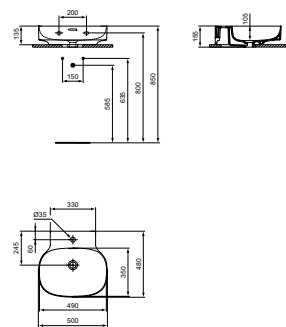
Diamatec  
technology


LINDA-X

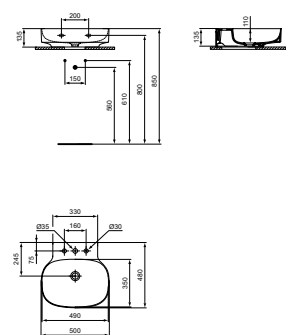
BASIN 50CM WITH 1 TAP HOLE			
	MODEL	FINISH	SKU
	No Overflow, 1 tap hole	Gloss White	T439001
	No Overflow, 1 tap hole	Silk White	T4390V1
	No Overflow, 1 tap hole,Grinded	Gloss White	T498501
	No Overflow, 1 tap hole,Grinded	Silk White	T4985V1
	<ul style="list-style-type: none"><li>• 50x48cm basin</li><li>• Features Diamatec technology allowing for ultra thin basin walls</li><li>• Can be used with Idealflow hidden overflow code N8326AA</li><li>• 1 tap hole</li><li>• Wall-mounted installation or laid on worktop with furniture</li><li>• Grinded model for lay on installation with furniture</li></ul>		




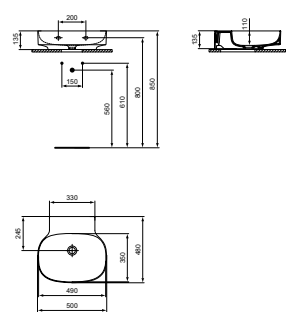
BASIN 50CM WITH 1 TAP HOLE			
	MODEL	FINISH	SKU
	With Overflow, 1 tap hole	Gloss White	T475301
	With Overflow, 1 tap hole	Silk White	T4753V1
	With Overflow, 1 tap hole, Grinded	Gloss White	T498101
	With Overflow, 1 tap hole, Grinded	Silk White	T4981V1
	<ul style="list-style-type: none"><li>• 50x48cm basin</li><li>• Features Diamatec technology allowing for ultra thin basin walls</li><li>• Slotted overflow</li><li>• 1 tap hole</li><li>• Wall-mounted installation or laid on worktop with furniture</li><li>• Grinded model for lay on installation with furniture</li></ul>		




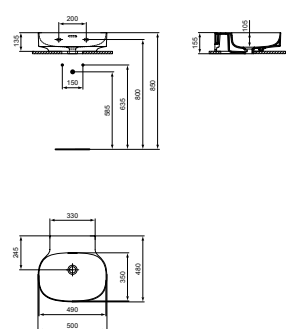
BASIN 50CM WITH 3 TAP HOLES			
	MODEL	FINISH	SKU
	No Overflow, 3 tap holes	Gloss White	T439101
	No Overflow, 3 tap holes, Grinded	Gloss White	T498601
	<ul style="list-style-type: none"><li>• 50x48cm basin</li><li>• Features Diamatec technology allowing for ultra thin basin walls</li><li>• No overflow, can be used with Ideal flow hidden overflowN8326AA</li><li>• 3 tap holes</li><li>• Wall-mounted installation or laid on worktop with furniture</li><li>• Grinded model for lay on installation with furniture</li></ul>		



BASIN 50CM WITHOUT TAP HOLE			
	MODEL	FINISH	SKU
	No Overflow, No tap hole	Gloss White	T439201
	No Overflow, No tap hole, Grinded	Gloss White	T498701
	<ul style="list-style-type: none"><li>• 50x48cm basin</li><li>• Features Diamatec technology allowing for ultra thin basin walls</li><li>• No overflow, can be used with Ideal flow hidden overflow N8326AA</li><li>• No tap holes</li><li>• Wall-mounted installation or laid on worktop with furniture</li><li>• Grinded model for lay on installation with furniture</li></ul>		



BASIN 50CM WITHOUT TAP HOLE			
	MODEL	FINISH	SKU
	No Overflow, No tap hole	Gloss White	T475401
	No Overflow, No tap hole, Grinded	Gloss White	T498201
	<ul style="list-style-type: none"><li>• 50x48cm basin</li><li>• Features Diamatec technology allowing for ultra thin basin walls</li><li>• Slotted overflow</li><li>• No tap holes</li><li>• Wall-mounted installation or laid on worktop with furniture</li><li>• Grinded model for lay on installation with furniture</li></ul>		



# LINDA-X

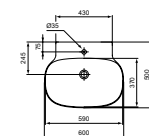
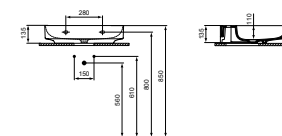
## BASIN 60CM WITH 1 TAP HOLE



MODEL	FINISH	SKU
No Overflow, 1 tap hole	Gloss White	T439301
No Overflow, 1 tap hole	Silk White	T4393V1
No Overflow, 1 tap hole, Grinded	Gloss White	T498801
No Overflow, 1 tap hole, Grinded	Silk White	T4988V1

- 60x50cm basin
- Features Diamatec technology allowing for ultra thin basin walls

- No overflow, can be used with Ideal flow hidden overflow N8326AA
- 1 tap hole
- Wall-mounted installation or laid on worktop with furniture
- Grinded model for lay on installation with furniture



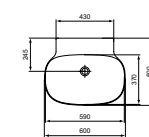
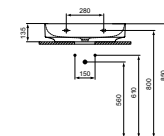
## BASIN 60CM WITHOUT TAP HOLE



MODEL	FINISH	SKU
No Overflow, No tap hole	Gloss White	T439501
No Overflow, No tap hole, Grinded	Gloss White	T499001

- 60x50cm basin
- Features Diamatec technology allowing for ultra thin basin walls

- No overflow, can be used with Ideal flow hidden overflow N8326AA
- No tap holes
- Wall-mounted installation or laid on worktop with furniture
- Grinded model for lay on installation with furniture



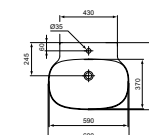
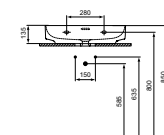
## BASIN 60CM WITH 1 TAP HOLE



MODEL	FINISH	SKU
With Overflow, 1 tap hole	Gloss White	T475501
With Overflow, 1 tap hole	Silk White	T4755V1
With Overflow, 1 tap hole, Grinded	Gloss White	T498301
With Overflow, 1 tap hole, Grinded	Silk White	T4983V1

- 60x50cm basin
- Features Diamatec technology allowing for ultra thin basin walls
- Slotted overflow

- 1 tap hole
- Wall-mounted installation or laid on worktop with furniture
- Grinded model for lay on installation with furniture



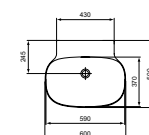
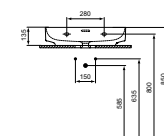
## BASIN 60CM WITHOUT TAP HOLE



MODEL	FINISH	SKU
With Overflow, No tap hole	Gloss White	T475601
With Overflow, No tap hole, Grinded	Gloss White	T498401

- 60x50cm basin
- Features Diamatec technology allowing for ultra thin basin walls
- Slotted overflow

- No tap holes
- Wall-mounted installation or laid on worktop with furniture
- Grinded model for lay on installation with furniture



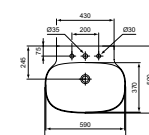
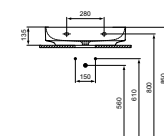
## BASIN 60CM WITH 3 TAP HOLES




MODEL	FINISH	SKU
No Overflow, 3 tap holes	Gloss White	T439401
No Overflow, 3 tap holes, Grinded	Gloss White	T498901

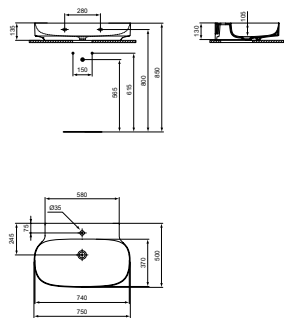
- 60x50cm basin
- Features Diamatec technology allowing for ultra thin basin walls


- No overflow, can be used with Ideal flow hidden overflow N8326AA
- 3 tap holes
- Wall-mounted installation or laid on worktop with furniture
- Grinded model for lay on installation with furniture

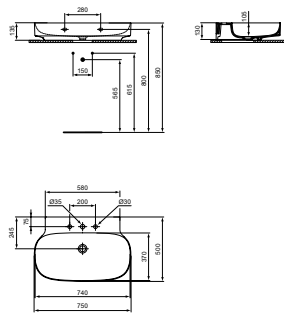



LINDA-X

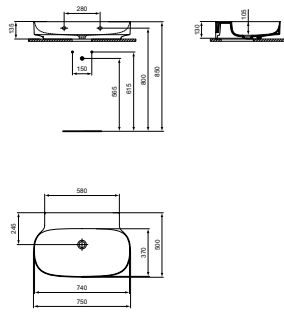
BASIN 75CM WITH 1 TAP HOLE			
	MODEL	FINISH	SKU
	No Overflow, 1 tap hole	Gloss White	T439601
	No Overflow, 1 tap hole	Silk White	T4396V1
	No Overflow, 1 tap hole, Grinded	Gloss White	T499101
	No Overflow, 1 tap hole, Grinded	Silk White	T4991V1
<ul style="list-style-type: none"><li>• 75x50cm basin</li><li>• Features Diamatec technology allowing for ultra thin basin walls</li></ul>		<ul style="list-style-type: none"><li>• No overflow, can be used with Ideal flow hidden overflow N8326AA</li><li>• 1 tap hole</li><li>• Wall-mounted installation or laid on worktop with furniture</li><li>• Grinded model for lay on installation with furniture</li></ul>	




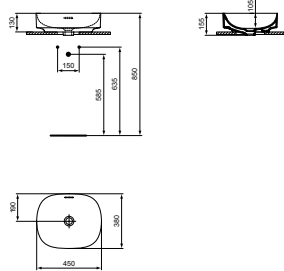
BASIN 75CM WITH 3 TAP HOLES			
	MODEL	FINISH	SKU
	No Overflow, 3 tap holes	Gloss White	T439701
	No Overflow, 3 tap holes, Grinded	Gloss White	T499201
<ul style="list-style-type: none"><li>• 75x50cm basin</li><li>• Features Diamatec technology allowing for ultra thin basin walls</li></ul>		<ul style="list-style-type: none"><li>• No overflow, can be used with Ideal flow hidden overflow N8326AA</li><li>• 3 tap holes</li><li>• Wall-mounted installation or laid on worktop with furniture</li><li>• Grinded model for lay on installation with furniture</li></ul>	




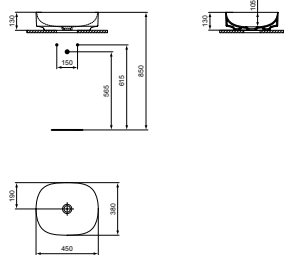
BASIN 75CM WITHOUT TAP HOLE			
	MODEL	FINISH	SKU
	No Overflow, No tap hole	Gloss White	T439801
	No Overflow, No tap hole, Grinded	Gloss White	T499301
<ul style="list-style-type: none"><li>• 75x50cm basin</li><li>• Features Diamatec technology allowing for ultra thin basin walls</li></ul>		<ul style="list-style-type: none"><li>• No overflow, can be used with Ideal flow hidden overflow N8326AA</li><li>• No tap holes</li><li>• Wall-mounted installation or laid on worktop with furniture</li><li>• Grinded model for lay on installation with furniture</li></ul>	




VESSEL OVAL 45 WITHOUT TAP HOLE			
	MODEL	FINISH	SKU
	With Overflow, No tap hole	Gloss White	T439901
	With Overflow, No tap hole	Silk White	T4399V1
<ul style="list-style-type: none"><li>• 45x38cm oval vessel basin</li><li>• Features Diamatec technology allowing for ultra thin basin walls</li><li>• With slotted overflow</li></ul>		<ul style="list-style-type: none"><li>• No tap holes</li><li>• Laid on worktop installation with furniture</li><li>• Grinded model for lay on installation with furniture</li></ul>	

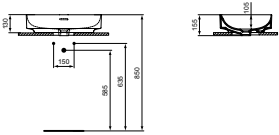


VESSEL OVAL 45 WITHOUT TAP HOLE			
	MODEL	FINISH	SKU
	No Overflow, No tap hole	Gloss White	T440001
	No Overflow, No tap hole	Silk White	T4400V1
<ul style="list-style-type: none"><li>• 45x38cm oval vessel basin</li><li>• Features Diamatec technology allowing for ultra thin basin walls</li><li>• Without overflow</li></ul>		<ul style="list-style-type: none"><li>• No tap holes</li><li>• Laid on worktop installation with furniture</li><li>• Grinded model for lay on installation with furniture</li></ul>	




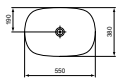
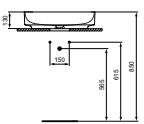
### VESSEL OVAL 55 WITHOUT TAP HOLE

	MODEL	FINISH	SKU
	With Overflow, No tap hole	Gloss White	T440101
	With overflow, No tap hole	Silk White	T4401V1
<ul style="list-style-type: none"> <li>• 55x38cm oval vessel basin</li> <li>• Features Diamatec technology allowing for ultra thin basin walls</li> <li>• With slotted overflow</li> </ul>		<ul style="list-style-type: none"> <li>• No tap holes</li> <li>• Laid on worktop installation with furniture</li> </ul>	




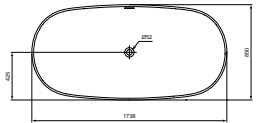
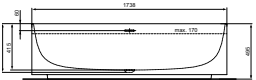
### VESSEL OVAL 55 WITHOUT TAP HOLE

	MODEL	FINISH	SKU
	No Overflow, No tap hole	Gloss White	T440201
	No Overflow, No tap hole	Silk White	T4402V1
<ul style="list-style-type: none"> <li>• 55x38cm oval vessel basin</li> <li>• Features Diamatec technology allowing for ultra thin basin walls</li> <li>• Without overflow</li> </ul>		<ul style="list-style-type: none"> <li>• No tap holes</li> <li>• Laid on worktop installation with furniture</li> </ul>	



### LINDA-X FREE-STANDING BATHTUB 180X80CM

	MODEL	FINISH	SKU
	With Overflow, 1 tap hole	Silk White	T4626EN
<ul style="list-style-type: none"> <li>• Dimensions 180x80cm</li> <li>• Weight: 170kg</li> <li>• Water capacity: 277lt</li> </ul>		<ul style="list-style-type: none"> <li>• Norm: EN14516</li> <li>• Waste: 52mm waste &amp; waste cover included (covered in solid surface mat white)</li> </ul>	



IDEAL STANDARD GULF FZCO

idealstandardgulf@idealstandard.com | +971 4 804 2400  
P.O. Box 261559 - Dubai, UAE

Ideal Standard Dubai Design and Specification Centre | + 971 4 309 6000

[www.idealstandardgulf.com](http://www.idealstandardgulf.com)



Part of:  
Ideal Standard International Group  
Belgium



Ideal Standard follows a policy of continuous and consistent improvement on the design and functionality of the products. Thus, it reserves the right to change its manufacturing prescription at any time and discontinue or withdraw any product during the year of validity of this catalogue, without any prior notice.